

2012 IIME REPORT

Country [Qatar]





School [Abdul Rahman bin Jassim Preparatory Independent School for Boys] Teacher [Osama Rashwan] grade (8&9&10)

JP School [Neyagawa Tomorogi J.H.S] Teacher [Ms Hidemi Hosoda] student number (30)

Subjects, Activities and Times of the lessons

Subject	Conception of the lesson	Times
Social Studies	Exchange of cultures	10
Art Education	Draw a mural	20

Theme and Message of the mural

Theme	Symbols and Signs Identifying Each Culture	
Message	Different civilizations – the customs and traditions	
		
		

Effects and the Problems

Effects your students have gained	Points for further improvement
Students are not knowledgeable enough to know the civilization and culture of the Japanese partner and through this participation has been identified a lot of information	I still suffer from communication as required Bastkham the Forum

Have you made your activity open in your school or in your local area? How was their reaction or reputation?

PR you did inside/out of your school	Reaction/reputation from around
News has been published and participation in local newspapers	There was a reaction from the students themselves through participation and the Japanese Embassy when she saw the news in the newspaper

Flow of the Activity

Content	Month	What you did	Your students attitude/reflection	Subject
Introduction	February	Recognition of Japanese culture and civilization	Students enjoy identifying new cultures	Social Studies
Research	March	By using internet	Because of time constraints are drawn mural was quickly because it has reached us and students on vacation half of the school year	Art Education
Composition	March	Exchange respective ideas on the mural and decided the design together in our group and corresponded this to partners	Children had great ideas. ENJOYED EXPRESSING IDEAS AND WORKING COOPERATIVELY.	Social Studies - Art Education
Painting	March	Had several projects on the go so selected a group of volunteers who wished to be involved in the project. These girls spent lunchtimes working on this as they ran out of class time	Worked well on this and ended up with a very pleasing result which communicated their initial ideas effectively..	Social Studies - Art Education
Appreciation	March	We displayed our mural in the hall and shared it with all the students of our school	It was great to have a chance to share it and display for other to see.	

Aim of the Lessons and Result

Aim	Rank	Mark	How your students have reached it
understanding our own cultures	2	⑤ 4 3 2 1	They learned from their parents...
Understanding the other cultures	1	5 ④ 3 2 1	They researched on the internet...
communication ability interactively / in English		5 ④ 3 2 1	They used English in writing...
IT skills forum / video conference	3	5 4 ③ 2 1	They did video conferences...
Creating friendship in the class / with partners	4	5 ④ 3 2 1	They felt their partners very close...
Collaboration in the class / with partners	5	5 4 ③ 2 1	They were separated into groups in researching and painting...
Keeping motivation high positive attitude in learning		5 ④ 3 2 1	They were highly motivated...
Expression ability in painting		5 ④ 3 2 1	Fine Art teacher helped us...
Appreciation ability reading the painting		5 ④ 3 2 1	We displayed the mural in the hall...